

VOLATILITY



Based on 3 year standard deviation

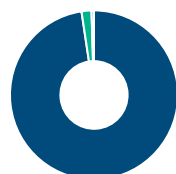
TOP HOLDINGS

as of November 30, 2025

Orange SA	2.09%
Nippon Building Fund Inc	2.05%
Tryg A/S	1.72%
Koninklijke Ahold Delhaize NV	1.59%
Qiagen NV	1.53%
Euronext NV	1.44%
Swisscom AG Cl N	1.42%
Deutsche Boerse AG Cl N	1.41%
SoftBank Corp	1.40%
Nitori Holdings Co Ltd	1.37%

ASSET ALLOCATION

as of November 30, 2025



International Equity	97.62%
Income Trust Units	1.91%
Cash and Equivalents	0.47%

SECTOR ALLOCATION

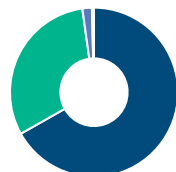
as of November 30, 2025



Financial Services	16.06%
Consumer Goods	12.75%
Industrial Services	12.71%
Healthcare	11.69%
Telecommunications	11.32%
Other	35.47%

GEOGRAPHIC ALLOCATION

as of November 30, 2025



Europe	66.84%
Asia	30.94%
Africa and Middle East	1.83%
North America	0.39%

UNIVERSAL LIFE
MARKET INDEXED ACCOUNT

INTERNATIONAL EQUITY

BMO Low Volatility International Equ ETF (ZLI)

The information contained in this profile is related to the index indicated above. As part of a BMO Life Assurance Company policy, you do not purchase units in this index or a legal interest in any security.

OBJECTIVE

BMO Low Volatility International Equity ETF has been designed to provide exposure to a low beta weighted portfolio of international stocks in developed countries outside of North America. Beta measures the security's sensitivity to market movements.

COMPOUND RETURN

as of November 30, 2025

Period	1 Mth	3 Mth	6 Mth	1 Yr	3 Yr	5 Yr	10 Yr	Inception
Index	0.66%	0.94%	0.72%	14.52%	12.32%	6.46%	5.92%	6.35%

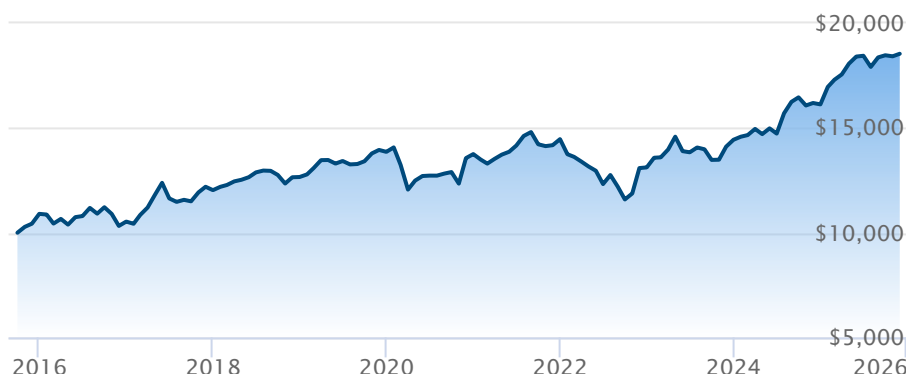
CALENDAR RETURN

as of November 30, 2025

Period	2024	2023	2022	2021	2020	2019	2018	2017	2016
Index	11.71%	10.07%	-9.33%	5.19%	-0.77%	9.49%	5.22%	14.26%	-3.39%

GROWTH OF \$10,000

Annual values as of November 30, 2025



■ BMO Low Volatility International Equ ETF (ZLI)

Past performance is no guarantee of future performance. All returns are historical annual compounded total rates of return and reflect changes in yield and distributions reinvested. Managed Indexed, Managed Portfolios and Market Indexed accounts credit an interest amount mirroring the net rate of return of a specified underlying investment, less a BMO Life Assurance Company daily management fee. These rates of return do not reflect the current BMO Life Assurance Company management /universal life fee which must be taken into consideration when determining the net return earned on the account.

Information contained in this document is for illustrative purposes only and is subject to change without notice. The contents of this profile are provided for informational and educational purposes and are not intended to provide investment, tax or legal advice. While every effort has been made to provide accurate and complete information, BMO Life Assurance Company and Fundata Canada will not be held liable for any inaccuracies, errors or omissions in the information provided.

* These are legal trademarks and do not indicate that BMO Life Assurance Company's Universal Life plans or InvestmentPRO is sponsored, endorsed sold or promoted by the trademark owners.



Data Provided By Fundata