

VOLATILITY



Based on 3 year standard deviation

TOP HOLDINGS

as of November 30, 2025

BMO Mid-Term U.S. IG Corp Bond Hedged to CAD (ZMU)	34.48%
BMO High Yield US Corp Bd Hdg to CAD Ind ETF (ZHY)	11.79%
BMO Emerging Markets Bond Hgd to CAD Index (ZEF)	9.98%
BMO Aggregate Bond Index ETF (ZAG)	9.63%
BMO Core Plus Bond Fund ETF (ZCPB)	9.57%
BMO Short Corporate Bond Index ETF (ZCS)	9.54%
BMO Long Federal Bond Index ETF (ZFL)	5.53%
BMO Canadian MBS Index ETF (ZMBS)	5.11%
BMO AAA CLO ETF ETP	2.63%
QUEBEC T BILL BILLS 0.01% 30-Jan-2026	0.67%

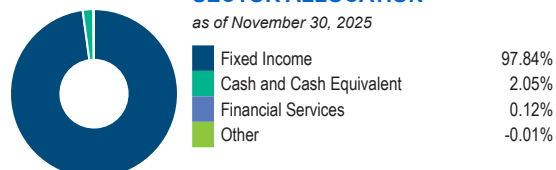
ASSET ALLOCATION

as of November 30, 2025




SECTOR ALLOCATION

as of November 30, 2025



GEOGRAPHIC ALLOCATION

as of November 30, 2025



STYLE

as of November 30, 2025

	Value	Blend	Growth
Large			
Medium			
Small			

UNIVERSAL LIFE
MANAGED PORTFOLIO INDEXED ACCOUNT

FIXED INCOME

BMO Fixed Income ETF Portfolio Advisor Series

The information contained in this profile is related to the index indicated above. As part of a BMO Life Assurance Company policy, you do not purchase units in this index or a legal interest in any security.

OBJECTIVE

This fund's objective is to preserve the value of your investment by investing primarily in exchange traded funds that invest in Canadian, U.S. and international fixed income securities. The fund may also invest in other mutual funds or invest directly in individual fixed income securities and cash or cash equivalents. The fund's asset mix may be changed over time to reflect the portfolio manager's long-term outlook for each asset class.

Category	Global Core Plus Fixed Income	Fund Manager	Start Date
Managed By	BMO Investments Inc.	Steven Shepherd	09/01/2014
Inception Date	Aug 12, 2013	Sadiq S. Adatia, CFA	10/05/2021
MER	1.01%	Taylor Evans	05/28/2025
Total Assets (\$ millions)	378.67		

COMPOUND RETURN

as of November 30, 2025

Period	1 Mth	3 Mth	6 Mth	1 Yr	3 Yr	5 Yr	10 Yr	Inception
Designated Fund	0.36%	1.85%	3.10%	3.27%	3.95%	-0.67%	1.17%	1.59%
Benchmark	-0.23%	2.32%	4.13%	5.01%	4.82%	-0.86%	1.54%	3.49%
Quartile	2	3	3	3	3	3	3	2

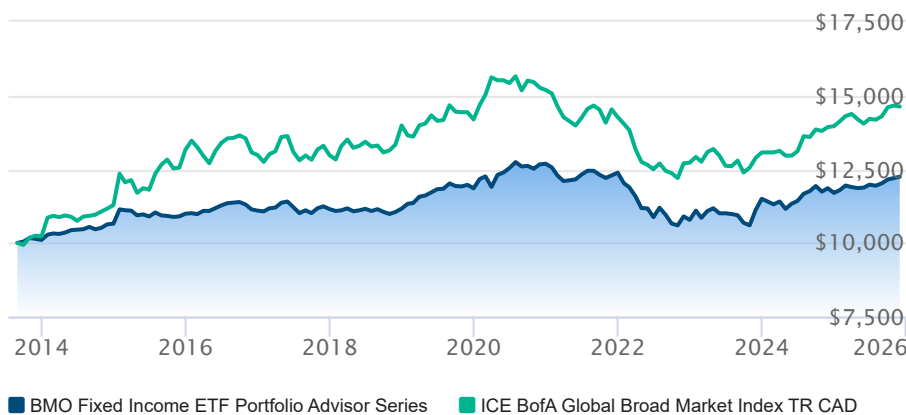
CALENDAR RETURN

as of November 30, 2025

Period	2024	2023	2022	2021	2020	2019	2018	2017	2016
Designated Fund	1.73%	6.61%	-12.92%	-2.39%	7.06%	6.15%	0.15%	0.47%	0.93%
Benchmark	6.80%	2.72%	-10.83%	-6.05%	7.03%	1.45%	7.82%	-0.08%	-1.36%
Quartile	4	1	4	3	3	2	3	3	3

GROWTH OF \$10,000

Annual values as of November 30, 2025



The information contained on this page is related only to the designated fund or funds shown above. As part of a BMO Life Assurance Company policy, you do not purchase units in this designated fund or a legal interest in any security.

Past performance is no guarantee of future performance. All returns are historical annual compounded total rates of return and reflect changes in yield and distributions reinvested. Managed Indexed, Managed Portfolios and Market Indexed accounts credit an interest amount mirroring the net rate of return of a specified underlying investment, less a BMO Life Assurance Company daily management fee. These rates of return do not reflect the current BMO Life Assurance Company management /universal life fee which must be taken into consideration when determining the net return earned on the account.

Information contained in this document is for illustrative purposes only and is subject to change without notice. The contents of this profile are provided for informational and educational purposes and are not intended to provide investment, tax or legal advice. While every effort has been made to provide accurate and complete information, BMO Life Assurance Company and Fundata Canada will not be held liable for any inaccuracies, errors or omissions in the information provided.



Data Provided By Fundata