

VOLATILITY



Based on 3 year standard deviation

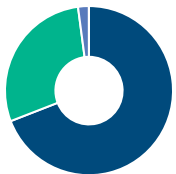
TOP HOLDINGS

as of March 31, 2025

Amazon.com Inc	3.72%
Agnico Eagle Mines Ltd	3.59%
WSP Global Inc	3.22%
Fairfax Financial Holdings Ltd	3.19%
Brookfield Corp CI A	3.05%
Element Fleet Management Corp	3.05%
Manulife Financial Corp	3.03%
Mastercard Inc CI A	3.00%
Shopify Inc CI A	2.94%
Franco-Nevada Corp	2.93%

ASSET ALLOCATION

as of March 31, 2025



Canadian Equity	69.25%
US Equity	28.81%
Income Trust Units	2.09%
Cash and Equivalents	-0.16%
Other	0.01%

SECTOR ALLOCATION

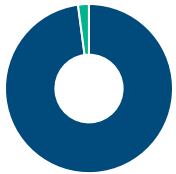
as of March 31, 2025



Financial Services	28.13%
Technology	20.23%
Consumer Services	12.35%
Energy	9.48%
Real Estate	7.21%
Other	22.60%

GEOGRAPHIC ALLOCATION

as of March 31, 2025



North America	97.91%
Latin America	2.09%

STYLE

as of March 31, 2025

	Value	Blend	Growth
Large			█
Medium			
Small			

**UNIVERSAL LIFE
MANAGED INDEXED ACCOUNTS**

CANADIAN EQUITY

CI Canadian Equity Growth Corporate Class A

The information contained in this profile is related to the index indicated above. As part of a BMO Life Assurance Company policy, you do not purchase units in this index or a legal interest in any security.

OBJECTIVE

This fund's objective is to achieve long-term capital growth by investing, directly or indirectly, primarily in equity securities of Canadian companies. Indirect investments may include convertible securities, derivatives, equity-related securities and securities of other mutual funds. Any change to the fundamental investment objective must be approved by a majority of the votes cast by shareholders at a meeting called to consider the change.

Category	Canadian Focused Equity	Fund Manager	Bryan Brown	Start Date	06/07/2023
Managed By	CI Global Asset Management				
Inception Date	Dec 31, 2007				
MER	2.43%				
Total Assets (\$ millions)	1,240.74				

COMPOUND RETURN

as of March 31, 2025

Period	1 Mth	3 Mth	6 Mth	1 Yr	3 Yr	5 Yr	10 Yr	Inception
Designated Fund	-4.30%	-4.85%	-0.92%	8.18%	9.75%	15.07%	7.41%	8.04%
Benchmark	-2.52%	0.32%	4.54%	14.31%	8.49%	15.60%	8.41%	8.06%
Quartile	4	4	4	3	2	3	3	4

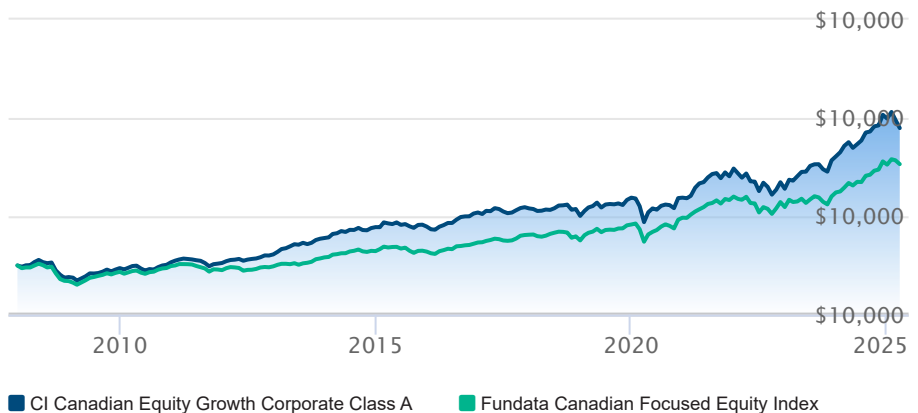
CALENDAR RETURN

as of March 31, 2025

Period	2024	2023	2022	2021	2020	2019	2018	2017	2016
Designated Fund	23.88%	25.75%	-13.85%	24.89%	0.01%	18.50%	-7.07%	3.98%	16.01%
Benchmark	22.75%	13.60%	-8.87%	21.76%	7.58%	21.45%	-7.14%	10.80%	14.44%
Quartile	2	1	3	2	4	3	2	4	2

GROWTH OF \$10,000

Annual values as of March 31, 2025



The information contained on this page is related only to the designated fund or funds shown above. As part of a BMO Life Assurance Company policy, you do not purchase units in this designated fund or a legal interest in any security.

Past performance is no guarantee of future performance. All returns are historical annual compounded total rates of return and reflect changes in yield and distributions reinvested. Managed Indexed, Managed Portfolios and Market Indexed accounts credit an interest amount mirroring the net rate of return of a specified underlying investment, less a BMO Life Assurance Company daily management fee. These rates of return do not reflect the current BMO Life Assurance Company management /universal life fee which must be taken into consideration when determining the net return earned on the account.

Information contained in this document is for illustrative purposes only and is subject to change without notice. The contents of this profile are provided for informational and educational purposes and are not intended to provide investment, tax or legal advice. While every effort has been made to provide accurate and complete information, BMO Life Assurance Company and Fundata Canada will not be held liable for any inaccuracies, errors or omissions in the information provided.



Data Provided By Fundata