

**VOLATILITY**



Based on 3 year standard deviation

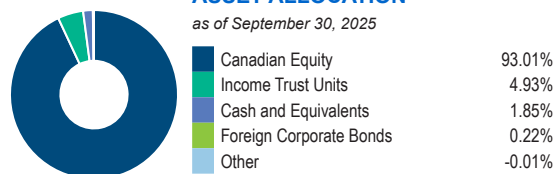
**TOP HOLDINGS**

as of November 30, 2025

Royal Bank of Canada	7.15%
Bank of Montreal	5.46%
Toronto-Dominion Bank	5.33%
Canadian Utilities Ltd Cl A	4.17%
Bank of Nova Scotia	4.03%
Canadian National Railway Co	4.02%
TMX Group Ltd	3.27%
Open Text Corp	3.25%
Franco-Nevada Corp	3.23%
Telus Corp	3.15%

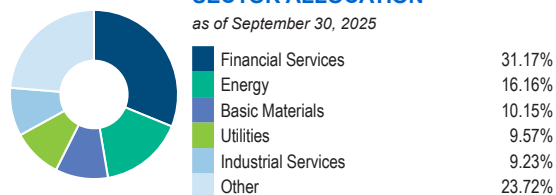
**ASSET ALLOCATION**

as of September 30, 2025



**SECTOR ALLOCATION**

as of September 30, 2025



**GEOGRAPHIC ALLOCATION**

as of September 30, 2025



**STYLE**

as of November 30, 2025

	Value	Blend	Growth
Large			█
Medium			
Small			

**UNIVERSAL LIFE  
MANAGED INDEXED ACCOUNT**

**CANADIAN EQUITY**

**Franklin ClearBridge Canadian Dividend Fund A**

The information contained in this profile is related to the index indicated above. As part of a BMO Life Assurance Company policy, you do not purchase units in this index or a legal interest in any security.

**OBJECTIVE**

Long-term capital appreciation by investing primarily in dividend-paying or income-producing Canadian securities, including common shares, income trust units and preferred shares.

<b>Category</b>	Canadian Dividend & Income Equity	<b>Fund Manager</b>	<b>Start Date</b>
<b>Managed By</b>	Franklin Templeton Investments Corp.	Ryan Crowther Les E. Stelmach	06/16/2011 12/10/2012
<b>Inception Date</b>	Dec 22, 2003		
<b>MER</b>	2.04%		
<b>Total Assets (\$ millions)</b>	229.15		

**COMPOUND RETURN**

as of November 30, 2025

Period	1 Mth	3 Mth	6 Mth	1 Yr	3 Yr	5 Yr	10 Yr	Inception
Designated Fund	2.77%	5.50%	11.54%	16.12%	9.98%	12.08%	-	7.85%
Benchmark	3.86%	10.53%	21.41%	25.71%	18.89%	16.18%	12.16%	9.90%
Quartile	3	3	3	2	4	4	-	2

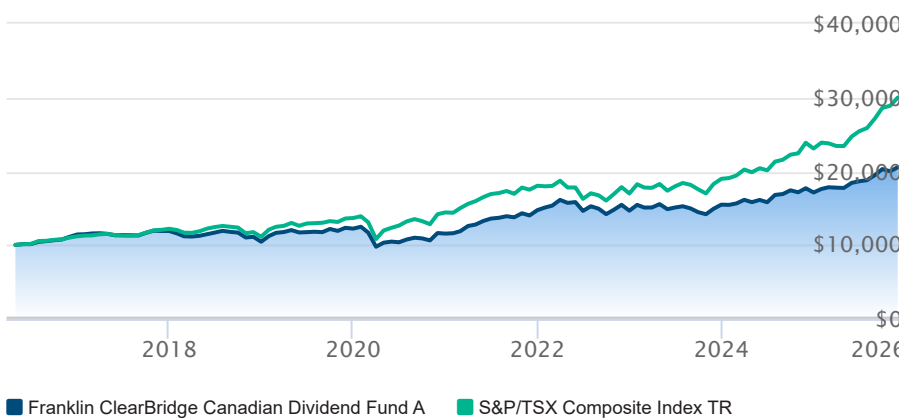
**CALENDAR RETURN**

as of November 30, 2025

Period	2024	2023	2022	2021	2020	2019	2018	2017	2016
Designated Fund	10.67%	5.58%	-0.50%	27.58%	-5.52%	17.06%	-12.29%	4.18%	-
Benchmark	21.65%	11.75%	-5.84%	25.09%	5.60%	22.88%	-8.89%	9.10%	21.08%
Quartile	4	4	1	2	4	3	4	4	-

**GROWTH OF \$10,000**

Annual values as of November 30, 2025



The information contained on this page is related only to the designated fund or funds shown above. As part of a BMO Life Assurance Company policy, you do not purchase units in this designated fund or a legal interest in any security.

Past performance is no guarantee of future performance. All returns are historical annual compounded total rates of return and reflect changes in yield and distributions reinvested. Managed Indexed, Managed Portfolios and Market Indexed accounts credit an interest amount mirroring the net rate of return of a specified underlying investment, less a BMO Life Assurance Company daily management fee. These rates of return do not reflect the current BMO Life Assurance Company management /universal life fee which must be taken into consideration when determining the net return earned on the account.

Information contained in this document is for illustrative purposes only and is subject to change without notice. The contents of this profile are provided for informational and educational purposes and are not intended to provide investment, tax or legal advice. While every effort has been made to provide accurate and complete information, BMO Life Assurance Company and Fundata Canada will not be held liable for any inaccuracies, errors or omissions in the information provided.

