

**VOLATILITY**



Based on 3 year standard deviation

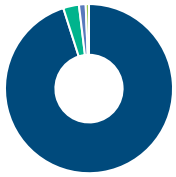
**TOP HOLDINGS**

as of November 30, 2025

Guardant Health Inc	1.98%
PennyMac Financial Services Inc	1.95%
American Healthcare REIT Inc	1.92%
EnPro Industries Inc	1.85%
Columbia Banking System Inc	1.64%
Commercial Metals Co	1.62%
KB Home	1.62%
Zum Water Solutions Corp	1.61%
Unity Software Inc	1.55%
ADMA Biologics Inc	1.52%

**ASSET ALLOCATION**

as of October 31, 2025



US Equity	95.09%
International Equity	3.02%
Cash and Equivalents	1.29%
Canadian Equity	0.63%
Other	-0.03%

**SECTOR ALLOCATION**

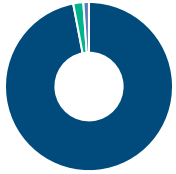
as of October 31, 2025



Financial Services	18.28%
Industrial Goods	15.47%
Healthcare	15.41%
Technology	13.43%
Real Estate	9.21%
Other	28.20%

**GEOGRAPHIC ALLOCATION**

as of October 31, 2025



North America	97.01%
Latin America	1.95%
Europe	1.07%
Other	-0.03%

**STYLE**

as of November 30, 2025

	Value	Blend	Growth
Large			
Medium			
Small			

**UNIVERSAL LIFE  
MANAGED INDEXED ACCOUNT**

**US EQUITY**

**Invesco Main Street U.S. Small Cap Class Series A**

The information contained in this profile is related to the index indicated above. As part of a BMO Life Assurance Company policy, you do not purchase units in this index or a legal interest in any security.

**OBJECTIVE**

Invesco Main Street U.S. Small Cap Class seeks to provide strong capital growth over the long term. The Fund invests mainly in common shares of a diversified group of U.S. companies with small market capitalizations. The investment objectives of the Fund cannot be changed without the approval of a majority of the investors at a meeting called to consider the change.

<b>Category</b>	U.S. Small/Mid Cap Equity	<b>Fund Manager</b>	<b>Start Date</b>
<b>Managed By</b>	Invesco Canada Ltd.	Invesco Advisers Inc.	09/15/2008
<b>Inception Date</b>	Aug 29, 2002	Joy Budzinski	10/16/2020
<b>MER</b>	2.94%	Magnus Krantz	10/16/2020
<b>Total Assets (\$ millions)</b>	122.25	Raman Vardharaj	10/16/2020

**COMPOUND RETURN**

as of November 30, 2025

Period	1 Mth	3 Mth	6 Mth	1 Yr	3 Yr	5 Yr	10 Yr	Inception
Designated Fund	3.36%	3.23%	12.34%	-1.62%	9.80%	8.88%	7.09%	8.07%
Benchmark	1.19%	4.48%	14.40%	2.24%	12.86%	10.98%	10.03%	11.01%
Quartile	1	2	2	2	1	1	3	2

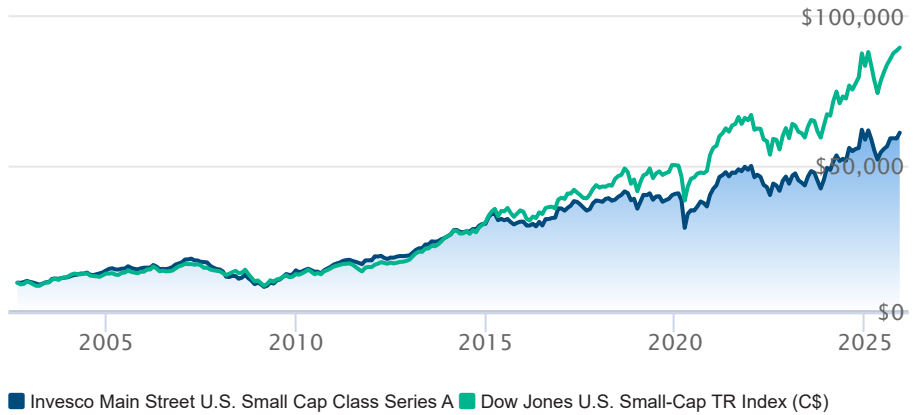
**CALENDAR RETURN**

as of November 30, 2025

Period	2024	2023	2022	2021	2020	2019	2018	2017	2016
Designated Fund	19.47%	12.42%	-12.22%	18.61%	4.21%	14.41%	-6.89%	7.12%	14.63%
Benchmark	24.39%	13.76%	-11.77%	20.00%	11.78%	21.65%	-2.87%	8.66%	14.08%
Quartile	1	2	1	3	4	4	3	3	2

**GROWTH OF \$10,000**

Annual values as of November 30, 2025



The information contained on this page is related only to the designated fund or funds shown above. As part of a BMO Life Assurance Company policy, you do not purchase units in this designated fund or a legal interest in any security.

Past performance is no guarantee of future performance. All returns are historical annual compounded total rates of return and reflect changes in yield and distributions reinvested. Managed Indexed, Managed Portfolios and Market Indexed accounts credit an interest amount mirroring the net rate of return of a specified underlying investment, less a BMO Life Assurance Company daily management fee. These rates of return do not reflect the current BMO Life Assurance Company management /universal life fee which must be taken into consideration when determining the net return earned on the account.

Information contained in this document is for illustrative purposes only and is subject to change without notice. The contents of this profile are provided for informational and educational purposes and are not intended to provide investment, tax or legal advice. While every effort has been made to provide accurate and complete information, BMO Life Assurance Company and Fundata Canada will not be held liable for any inaccuracies, errors or omissions in the information provided.

