

## VOLATILITY



Based on 3 year standard deviation

## TOP HOLDINGS

as of March 31, 2025

CI Canadian Bond Fund Class I	8.24%
CI Munro Global Growth Equity Fund Series I	6.83%
CI Black Creek International Equity Fund (Series I)	5.71%
CI International Value Corporate Class I	4.70%
CI Canadian Dividend Fund Class I	4.64%
CI Synergy Canadian Corporate Class I	4.61%
CI Emerging Markets Corporate Class I	4.37%
CI Private Market Growth Fund (Series I)	3.83%
CI Canadian Equity Income Private Trust I	3.65%
CI Global Artificial Intelligence Etf	3.59%

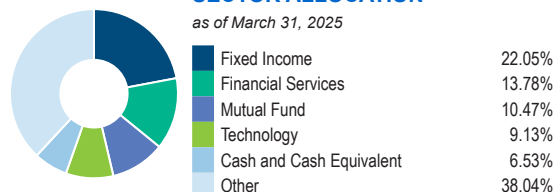
## ASSET ALLOCATION

as of March 31, 2025




## SECTOR ALLOCATION

as of March 31, 2025



## GEOGRAPHIC ALLOCATION

as of March 31, 2025



## STYLE

as of March 31, 2025

Value	Blend	Growth
		Large
		Medium
		Small

UNIVERSAL LIFE  
MANAGED PORTFOLIO INDEXED ACCOUNTS

## BALANCED FUNDS

## CI Portfolio Series Balanced Growth Fd CI A

The information contained in this profile is related to the index indicated above. As part of a BMO Life Assurance Company policy, you do not purchase units in this index or a legal interest in any security.

## OBJECTIVE

This fund's objective is to provide long-term capital growth by investing primarily directly in other mutual funds managed by CI GAM. Any change to the fundamental investment objective must be approved by a majority of votes cast at a meeting of unitholders held for that reason

Category	Global Equity Balanced	Fund Manager	Start Date
Managed By	CI Global Asset Management	Alfred Lam	02/20/2020
Inception Date	Dec 17, 2001	Marchello Holditch	02/21/2020
MER	2.45%		
Total Assets (\$ millions)	1,547.16		

## COMPOUND RETURN

as of March 31, 2025

Period	1 Mth	3 Mth	6 Mth	1 Yr	3 Yr	5 Yr	10 Yr	Inception
Designated Fund	-1.93%	-0.26%	2.37%	8.64%	5.93%	10.14%	4.89%	5.11%
Benchmark	-3.00%	-0.32%	3.84%	12.46%	9.68%	11.08%	8.19%	6.47%
Quartile	2	3	3	3	3	2	4	3

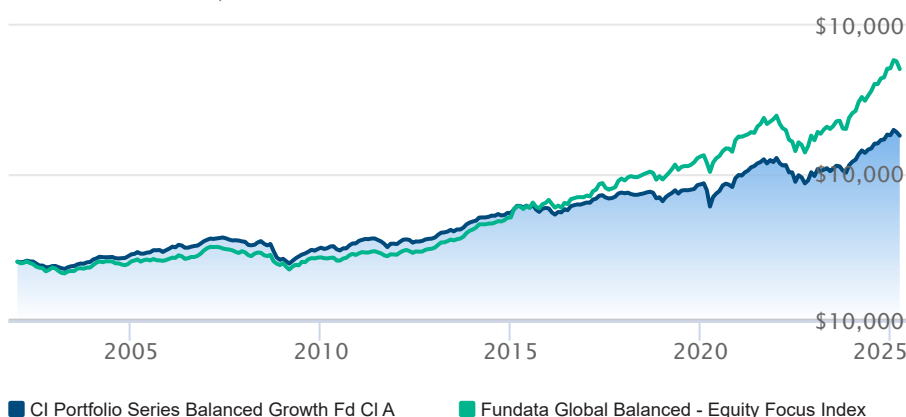
## CALENDAR RETURN

as of March 31, 2025

Period	2024	2023	2022	2021	2020	2019	2018	2017	2016
Designated Fund	16.67%	9.92%	-11.12%	11.72%	6.81%	14.14%	-6.23%	7.84%	5.17%
Benchmark	21.57%	15.07%	-12.03%	11.33%	12.17%	16.29%	0.72%	11.99%	3.66%
Quartile	3	3	2	3	3	3	3	4	2

## GROWTH OF \$10,000

Annual values as of March 31, 2025



■ CI Portfolio Series Balanced Growth Fd CI A

■ Fundata Global Balanced - Equity Focus Index

The information contained on this page is related only to the designated fund or funds shown above. As part of a BMO Life Assurance Company policy, you do not purchase units in this designated fund or a legal interest in any security.

Past performance is no guarantee of future performance. All returns are historical annual compounded total rates of return and reflect changes in yield and distributions reinvested. Managed Indexed, Managed Portfolios and Market Indexed accounts credit an interest amount mirroring the net rate of return of a specified underlying investment, less a BMO Life Assurance Company daily management fee. These rates of return do not reflect the current BMO Life Assurance Company management /universal life fee which must be taken into consideration when determining the net return earned on the account.

Information contained in this document is for illustrative purposes only and is subject to change without notice. The contents of this profile are provided for informational and educational purposes and are not intended to provide investment, tax or legal advice. While every effort has been made to provide accurate and complete information, BMO Life Assurance Company and Fundata Canada will not be held liable for any inaccuracies, errors or omissions in the information provided.



Data Provided By Fundata