

VOLATILITY



Based on 3 year standard deviation

TOP HOLDINGS

as of March 31, 2025

Royal Bank of Canada	3.12%
Invesco Canadian Dollar Cash Management Fund Ser I	2.43%
Bank of Montreal	2.17%
Toromont Industries Ltd	1.77%
Canadian Pacific Kansas City Ltd	1.75%
Shopify Inc Cl A	1.59%
Brookfield Corp Cl A	1.41%
Wheaton Precious Metals Corp	1.37%
Celestica Inc	1.34%
Hydro-Quebec 2.10% 15-Feb-2060	1.31%

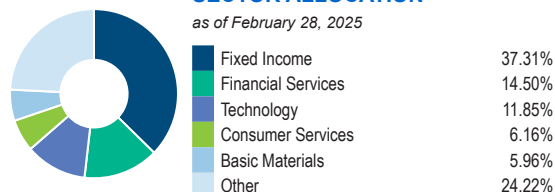
ASSET ALLOCATION

as of February 28, 2025




SECTOR ALLOCATION

as of February 28, 2025



GEOGRAPHIC ALLOCATION

as of February 28, 2025



STYLE

as of March 31, 2025

Value	Blend	Growth
		Large
		Medium
		Small

UNIVERSAL LIFE
MANAGED PORTFOLIO INDEXED ACCOUNTS

BALANCED FUNDS

Invesco Canadian Premier Balanced Class A

The information contained in this profile is related to the index indicated above. As part of a BMO Life Assurance Company policy, you do not purchase units in this index or a legal interest in any security.

OBJECTIVE

Invesco Canadian Premier Balanced Class seeks to generate capital growth and income over the long term by investing mainly in: Canadian equities; Canadian government and corporate fixed-income securities; Foreign equities and government and corporate fixed-income securities

Category	Canadian Neutral Balanced	Fund Manager	Start Date
Managed By	Invesco Canada Ltd.	Invesco Advisers Inc.	08/20/2010
Inception Date	Oct 29, 2001	Amrita Dukeshier	01/12/2023
MER	2.49%	Richard Nield	01/12/2023
Total Assets (\$ millions)	66.36	Matthew Brill	10/02/2023

COMPOUND RETURN

as of March 31, 2025

Period	1 Mth	3 Mth	6 Mth	1 Yr	3 Yr	5 Yr	10 Yr	Inception
Designated Fund	-3.77%	-2.34%	1.04%	7.47%	6.86%	9.69%	4.37%	5.23%
Benchmark	-0.96%	1.73%	3.82%	12.13%	5.44%	9.47%	5.60%	6.62%
Quartile	4	4	4	4	1	2	3	4

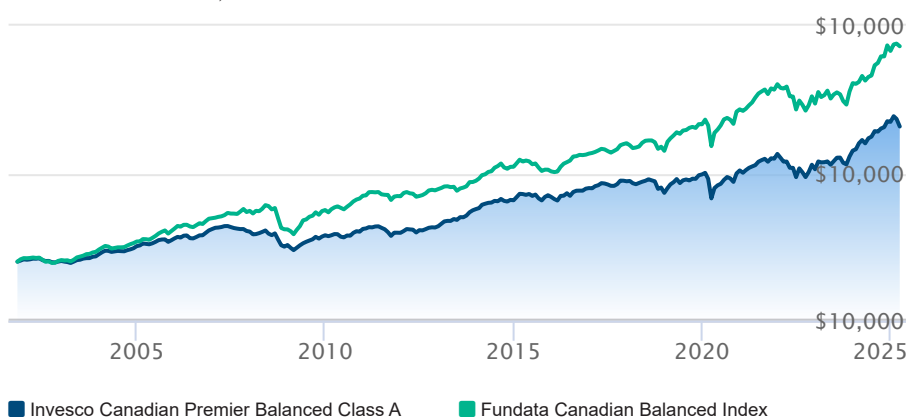
CALENDAR RETURN

as of March 31, 2025

Period	2024	2023	2022	2021	2020	2019	2018	2017	2016
Designated Fund	16.92%	12.31%	-9.20%	10.98%	2.73%	14.44%	-8.33%	5.16%	7.18%
Benchmark	13.55%	9.43%	-8.20%	11.90%	7.61%	15.62%	-4.30%	6.22%	11.97%
Quartile	1	1	3	3	4	2	4	3	3

GROWTH OF \$10,000

Annual values as of March 31, 2025



The information contained on this page is related only to the designated fund or funds shown above. As part of a BMO Life Assurance Company policy, you do not purchase units in this designated fund or a legal interest in any security.

Past performance is no guarantee of future performance. All returns are historical annual compounded total rates of return and reflect changes in yield and distributions reinvested. Managed Indexed, Managed Portfolios and Market Indexed accounts credit an interest amount mirroring the net rate of return of a specified underlying investment, less a BMO Life Assurance Company daily management fee. These rates of return do not reflect the current BMO Life Assurance Company management /universal life fee which must be taken into consideration when determining the net return earned on the account.

Information contained in this document is for illustrative purposes only and is subject to change without notice. The contents of this profile are provided for informational and educational purposes and are not intended to provide investment, tax or legal advice. While every effort has been made to provide accurate and complete information, BMO Life Assurance Company and Fundata Canada will not be held liable for any inaccuracies, errors or omissions in the information provided.



Data Provided By Fundata