

VOLATILITY



Based on 3 year standard deviation

TOP HOLDINGS

as of November 30, 2025

NVIDIA Corp	11.51%
Microsoft Corp	9.37%
Apple Inc	7.88%
Broadcom Inc	5.99%
Amazon.com Inc	5.32%
Tesla Inc	4.12%
Meta Platforms Inc Cl A	3.67%
Alphabet Inc Cl C	3.33%
Eli Lilly and Co	3.08%
Mastercard Inc Cl A	2.62%

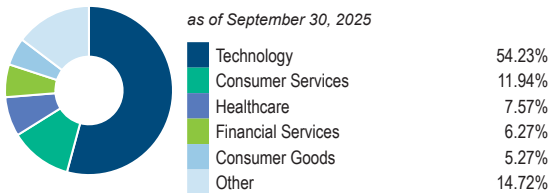
ASSET ALLOCATION

as of September 30, 2025




SECTOR ALLOCATION

as of September 30, 2025



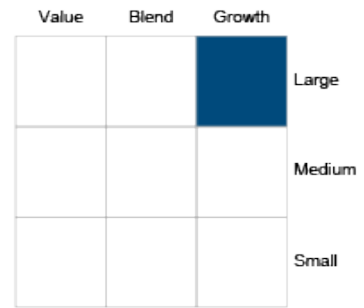
GEOGRAPHIC ALLOCATION

as of September 30, 2025



STYLE

as of November 30, 2025



UNIVERSAL LIFE
MANAGED INDEXED ACCOUNT

US EQUITY

Mackenzie US All Cap Growth Fund Series A

The information contained in this profile is related to the index indicated above. As part of a BMO Life Assurance Company policy, you do not purchase units in this index or a legal interest in any security.

OBJECTIVE

The Fund seeks to achieve long-term growth of capital by investing primarily in common shares of U.S. companies of any size, from larger, well-established companies to smaller, emerging growth companies.

Category	U.S. Equity	Fund Manager	Start Date
Managed By	Mackenzie Financial Corporation	Mackenzie Financial Corporation	04/28/2004
Inception Date	Jan 27, 1995	Richard Bodzy	02/20/2020
MER	2.53%	Gregory McCullough	10/10/2025
Total Assets (\$ millions)	2,480.14		

COMPOUND RETURN

as of November 30, 2025

Period	1 Mth	3 Mth	6 Mth	1 Yr	3 Yr	5 Yr	10 Yr	Inception
Designated Fund	-2.38%	6.76%	16.97%	13.02%	26.13%	13.57%	15.65%	10.82%
Benchmark	-0.03%	8.17%	18.44%	14.74%	21.96%	17.03%	15.16%	12.23%
Quartile	4	2	2	1	1	2	1	3

CALENDAR RETURN

as of November 30, 2025

Period	2024	2023	2022	2021	2020	2019	2018	2017	2016
Designated Fund	42.28%	38.26%	-26.14%	16.70%	32.99%	28.54%	9.21%	18.62%	3.22%
Benchmark	36.01%	23.32%	-12.52%	28.16%	16.07%	25.18%	3.98%	13.80%	8.65%
Quartile	1	1	4	4	1	1	1	2	3

GROWTH OF \$10,000

Annual values as of November 30, 2025



The information contained on this page is related only to the designated fund or funds shown above. As part of a BMO Life Assurance Company policy, you do not purchase units in this designated fund or a legal interest in any security.

Past performance is no guarantee of future performance. All returns are historical annual compounded total rates of return and reflect changes in yield and distributions reinvested. Managed Indexed, Managed Portfolios and Market Indexed accounts credit an interest amount mirroring the net rate of return of a specified underlying investment, less a BMO Life Assurance Company daily management fee. These rates of return do not reflect the current BMO Life Assurance Company management /universal life fee which must be taken into consideration when determining the net return earned on the account.

Information contained in this document is for illustrative purposes only and is subject to change without notice. The contents of this profile are provided for informational and educational purposes and are not intended to provide investment, tax or legal advice. While every effort has been made to provide accurate and complete information, BMO Life Assurance Company and Fundata Canada will not be held liable for any inaccuracies, errors or omissions in the information provided.



Data Provided By Fundata