

VOLATILITY



Based on 3 year standard deviation

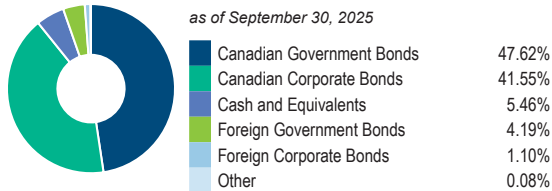
TOP HOLDINGS

as of November 30, 2025

Canada Government 3.25% 01-Jun-2035	11.18%
Ontario Province 3.60% 02-Jun-2035	3.87%
Canada Government 3.25% 01-Dec-2034	3.73%
Quebec Province 4.40% 01-Dec-2055	2.73%
Mackenzie Canadian Aggregate Bond Index ETF (QBB)	2.66%
Canada Government 2.75% 01-Sep-2030	2.58%
Canada Government 2.75% 01-Dec-2055	2.46%
Mexico Government 7.75% 23-Nov-2034	2.11%
Quebec Province 4.45% 01-Sep-2034	1.81%
Ontario Province 3.95% 02-Dec-2035	1.61%

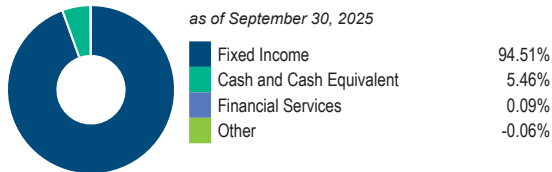
ASSET ALLOCATION

as of September 30, 2025



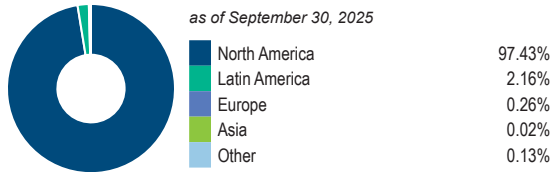
SECTOR ALLOCATION

as of September 30, 2025



GEOGRAPHIC ALLOCATION

as of September 30, 2025



STYLE

Value Blend Growth

as of November 30, 2025

	Value	Blend	Growth
Large			
Medium			
Small			

**UNIVERSAL LIFE
MANAGED INDEXED ACCOUNT**

FIXED INCOME

Mackenzie Canadian Bond Fund Series A

The information contained in this profile is related to the index indicated above. As part of a BMO Life Assurance Company policy, you do not purchase units in this index or a legal interest in any security.

OBJECTIVE

The Fund pursues a steady flow of income by investing mainly in Canadian government and corporate fixed-income securities and asset-backed securities with maturities of more than one year. The Fund also pursues capital gains by actively trading fixed-income securities. Preservation of capital is an important factor in the selection of portfolio investments.

Category	Canadian Fixed Income	Fund Manager	Start Date
Managed By	Mackenzie Financial Corporation	Felix Wong	06/04/2010
Inception Date	Feb 10, 1989	Mark Hamlin	10/08/2025
MER	1.68%		
Total Assets (\$ millions)	1,248.17		

COMPOUND RETURN

as of November 30, 2025

Period	1 Mth	3 Mth	6 Mth	1 Yr	3 Yr	5 Yr	10 Yr	Inception
Designated Fund	0.14%	2.64%	2.44%	2.09%	3.40%	-0.98%	1.14%	4.78%
Benchmark	0.26%	2.84%	2.50%	3.28%	4.33%	-0.13%	2.09%	4.33%
Quartile	4	4	3	4	4	4	4	4

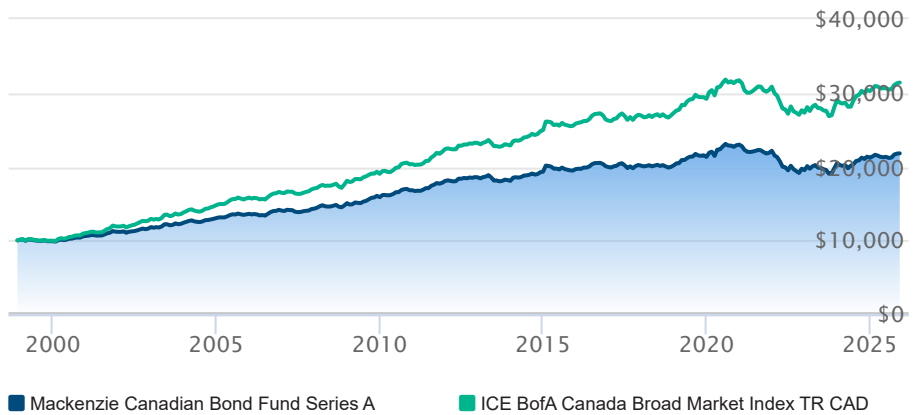
CALENDAR RETURN

as of November 30, 2025

Period	2024	2023	2022	2021	2020	2019	2018	2017	2016
Designated Fund	3.45%	4.96%	-11.88%	-3.63%	7.85%	5.64%	0.22%	0.97%	1.37%
Benchmark	4.10%	6.38%	-11.46%	-2.71%	8.61%	6.97%	1.29%	2.70%	1.54%
Quartile	4	4	3	4	4	4	4	4	3

GROWTH OF \$10,000

Annual values as of November 30, 2025



The information contained on this page is related only to the designated fund or funds shown above. As part of a BMO Life Assurance Company policy, you do not purchase units in this designated fund or a legal interest in any security.

Past performance is no guarantee of future performance. All returns are historical annual compounded total rates of return and reflect changes in yield and distributions reinvested. Managed Indexed, Managed Portfolios and Market Indexed accounts credit an interest amount mirroring the net rate of return of a specified underlying investment, less a BMO Life Assurance Company daily management fee. These rates of return do not reflect the current BMO Life Assurance Company management /universal life fee which must be taken into consideration when determining the net return earned on the account.

Information contained in this document is for illustrative purposes only and is subject to change without notice. The contents of this profile are provided for informational and educational purposes and are not intended to provide investment, tax or legal advice. While every effort has been made to provide accurate and complete information, BMO Life Assurance Company and Fundata Canada will not be held liable for any inaccuracies, errors or omissions in the information provided.

