

**VOLATILITY**



Based on 3 year standard deviation


**TOP HOLDINGS**

as of March 31, 2025

UnitedHealth Group Inc	10.97%
Eli Lilly and Co	10.72%
Merck & Co Inc	8.42%
Thermo Fisher Scientific Inc	7.71%
AstraZeneca PLC	6.71%
Cigna Corp	6.53%
Abbvie Inc	5.33%
Danaher Corp	4.89%
Boston Scientific Corp	3.57%
Johnson & Johnson	3.42%

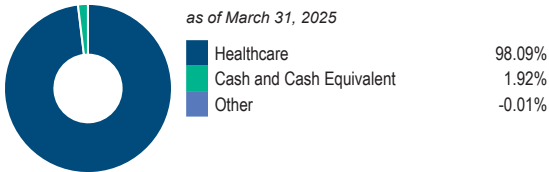
**ASSET ALLOCATION**

as of March 31, 2025



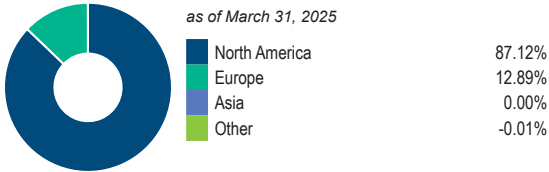
**SECTOR ALLOCATION**

as of March 31, 2025



**GEOGRAPHIC ALLOCATION**

as of March 31, 2025



**STYLE**

as of March 31, 2025

	Value	Blend	Growth
Large			█
Medium			
Small			

**UNIVERSAL LIFE  
CUSTOM PORTFOLIO INDEXED ACCOUNTS**

**SPECIALTY FUNDS**

**CI Global Health Sciences Corporate Class A**

The information contained in this profile is related to the index indicated above. As part of a BMO Life Assurance Company policy, you do not purchase units in this index or a legal interest in any security.

**OBJECTIVE**

This fund's objective is to obtain maximum long-term capital growth. It invests primarily in equity and equity-related securities of companies around the world that specialize in the health care or medical industry. This includes companies that provide goods and services to these companies and companies that the portfolio adviser believes would benefit from developments in the health sciences industry.

<b>Category</b>	Health Care Equity	<b>Fund Manager</b>	<b>Start Date</b>
<b>Managed By</b>	CI Global Asset Management	Peter Hofstra	06/14/2022
<b>Inception Date</b>	Jul 23, 1996	Greg Quickmre	06/14/2022
<b>MER</b>	2.34%		
<b>Total Assets (\$ millions)</b>	165.41		

**COMPOUND RETURN**

as of March 31, 2025

Period	1 Mth	3 Mth	6 Mth	1 Yr	3 Yr	5 Yr	10 Yr	Inception
Designated Fund	-3.97%	2.90%	-5.85%	-4.31%	3.12%	5.93%	0.96%	7.52%
Benchmark	-2.81%	4.25%	-1.29%	5.00%	6.81%	9.14%	8.21%	10.02%
Quartile		3	3	3	4	3	4	4

**CALENDAR RETURN**

as of March 31, 2025

Period	2024	2023	2022	2021	2020	2019	2018	2017	2016
Designated Fund	1.60%	2.65%	-1.18%	-0.08%	11.20%	12.00%	1.11%	6.44%	-19.15%
Benchmark	9.95%	1.42%	-1.72%	15.28%	13.59%	17.06%	11.82%	14.01%	-8.68%
Quartile		4	2	3	4	3	4	4	4

**GROWTH OF \$10,000**

Annual values as of March 31, 2025



The information contained on this page is related only to the designated fund or funds shown above. As part of a BMO Life Assurance Company policy, you do not purchase units in this designated fund or a legal interest in any security.

Past performance is no guarantee of future performance. All returns are historical annual compounded total rates of return and reflect changes in yield and distributions reinvested. Managed Indexed, Managed Portfolios and Market Indexed accounts credit an interest amount mirroring the net rate of return of a specified underlying investment, less a BMO Life Assurance Company daily management fee. These rates of return do not reflect the current BMO Life Assurance Company management /universal life fee which must be taken into consideration when determining the net return earned on the account.

Information contained in this document is for illustrative purposes only and is subject to change without notice. The contents of this profile are provided for informational and educational purposes and are not intended to provide investment, tax or legal advice. While every effort has been made to provide accurate and complete information, BMO Life Assurance Company and Fundata Canada will not be held liable for any inaccuracies, errors or omissions in the information provided.

