

**VOLATILITY**



Based on 3 year standard deviation

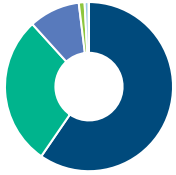
**TOP HOLDINGS**

as of March 31, 2025

CI Global Financial Sector ETF (FSF)	5.25%
Manulife Financial Corp	4.29%
Fairfax Financial Holdings Ltd	3.44%
Enbridge Inc	3.19%
Wheaton Precious Metals Corp	2.99%
Shopify Inc Cl A	2.97%
Canadian Natural Resources Ltd	2.50%
Toronto-Dominion Bank	2.39%
Bank of Nova Scotia	2.34%
Agnico Eagle Mines Ltd	2.33%

**ASSET ALLOCATION**

as of March 31, 2025



Canadian Equity	59.61%
US Equity	28.63%
International Equity	9.82%
Cash and Equivalents	1.10%
Income Trust Units	0.80%
Other	0.04%

**SECTOR ALLOCATION**

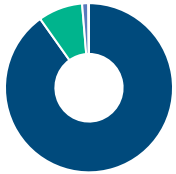
as of March 31, 2025



Financial Services	31.67%
Energy	12.85%
Technology	10.52%
Basic Materials	7.74%
Consumer Services	7.49%
Other	29.73%

**GEOGRAPHIC ALLOCATION**

as of March 31, 2025



North America	90.15%
Europe	8.54%
Asia	1.24%
Latin America	0.02%
Other	0.05%

**STYLE**

as of March 31, 2025

	Value	Blend	Growth
Large			
Medium			
Small			

**UNIVERSAL LIFE  
MANAGED INDEXED ACCOUNTS**

**CANADIAN EQUITY**

**CI Select Canadian Equity Fund Class A**

The information contained in this profile is related to the index indicated above. As part of a BMO Life Assurance Company policy, you do not purchase units in this index or a legal interest in any security.

**OBJECTIVE**

This fund's objective is to seek capital appreciation over the long-term coupled with dividend income. It invests primarily in common shares and convertible securities of Canadian companies and preferred shares that pay regular income. The fund's investments are diversified across industry sectors. Any change to the fundamental investment objective must be approved by a majority of votes cast at a meeting of unitholders held for that reason.

<b>Category</b>	Canadian Focused Equity	<b>Fund Manager</b>	Kevin McSweeney	<b>Start Date</b>	06/10/2021
<b>Managed By</b>	CI Global Asset Management				
<b>Inception Date</b>	May 13, 1998				
<b>MER</b>	2.44%				
<b>Total Assets (\$ millions)</b>	2,658.76				

**COMPOUND RETURN**

as of March 31, 2025

Period	1 Mth	3 Mth	6 Mth	1 Yr	3 Yr	5 Yr	10 Yr	Inception
Designated Fund	-2.79%	0.69%	4.22%	10.60%	6.72%	15.93%	7.57%	9.12%
Benchmark	-2.52%	0.32%	4.54%	14.31%	8.49%	15.60%	8.41%	8.06%
Quartile	2	2	2	2	3	2	3	2

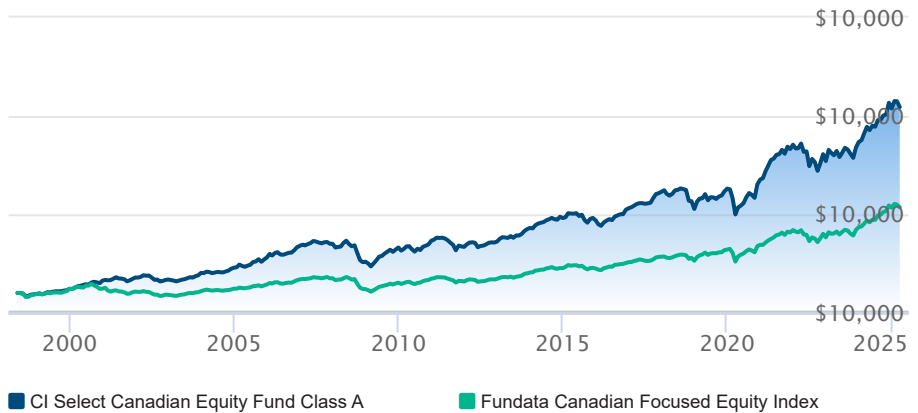
**CALENDAR RETURN**

as of March 31, 2025

Period	2024	2023	2022	2021	2020	2019	2018	2017	2016
Designated Fund	19.63%	12.56%	-9.74%	26.26%	7.25%	19.64%	-14.23%	15.79%	13.12%
Benchmark	22.75%	13.60%	-8.87%	21.76%	7.58%	21.45%	-7.14%	10.80%	14.44%
Quartile	3	3	3	1	3	3	4	1	3

**GROWTH OF \$10,000**

Annual values as of March 31, 2025



The information contained on this page is related only to the designated fund or funds shown above. As part of a BMO Life Assurance Company policy, you do not purchase units in this designated fund or a legal interest in any security.

Past performance is no guarantee of future performance. All returns are historical annual compounded total rates of return and reflect changes in yield and distributions reinvested. Managed Indexed, Managed Portfolios and Market Indexed accounts credit an interest amount mirroring the net rate of return of a specified underlying investment, less a BMO Life Assurance Company daily management fee. These rates of return do not reflect the current BMO Life Assurance Company management /universal life fee which must be taken into consideration when determining the net return earned on the account.

Information contained in this document is for illustrative purposes only and is subject to change without notice. The contents of this profile are provided for informational and educational purposes and are not intended to provide investment, tax or legal advice. While every effort has been made to provide accurate and complete information, BMO Life Assurance Company and Fundata Canada will not be held liable for any inaccuracies, errors or omissions in the information provided.



Data Provided By Fundata