

## VOLATILITY



Based on 3 year standard deviation

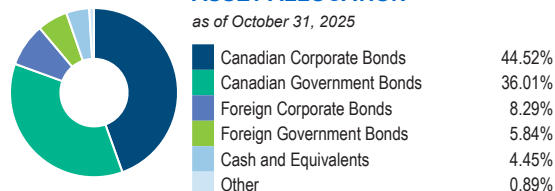
## TOP HOLDINGS

as of November 30, 2025

Canada Government 3.25% 01-Dec-2034	10.11%
Canada Government 3.50% 01-Dec-2045	5.86%
AGF Global Convertible Bond Fund MF Series	5.65%
Cash and Cash Equivalents	3.82%
Canada Government 1.75% 01-Dec-2053	2.97%
Ontario Province 2.90% 02-Dec-2046	2.88%
Ontario Province 2.80% 02-Jun-2048	2.11%
Canada Housing Trust No 1 2.85% 15-Jun-2030	2.06%
United States Treasury 4.25% 15-Aug-2035	2.02%
British Columbia Invst Mgmt Corp 4.00% 02-Jun-2035	2.01%

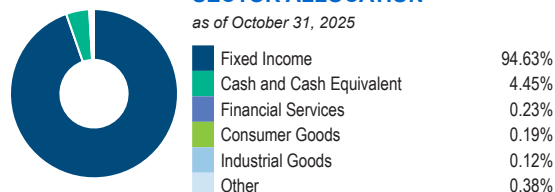
## ASSET ALLOCATION

as of October 31, 2025



## SECTOR ALLOCATION

as of October 31, 2025



## GEOGRAPHIC ALLOCATION

as of October 31, 2025



## STYLE

as of November 30, 2025

Value	Blend	Growth
		Large
		Medium
		Small

UNIVERSAL LIFE  
MANAGED INDEXED ACCOUNT

## FIXED INCOME

## AGF Fixed Income Plus Fund MF Series

The information contained in this profile is related to the index indicated above. As part of a BMO Life Assurance Company policy, you do not purchase units in this index or a legal interest in any security.

## OBJECTIVE

The Fund's investment objective is to provide steady income to investors by investing primarily in fixed-income securities.

<b>Category</b>	Canadian Core Plus Fixed Income	<b>Fund Manager</b>	<b>Start Date</b>
<b>Managed By</b>	AGF Investments Inc.	David G. Stonehouse	02/19/2013
<b>Inception Date</b>	Nov 30, 1998		
<b>MER</b>	1.50%		
<b>Total Assets (\$ millions)</b>	-		

## COMPOUND RETURN

as of November 30, 2025

Period	1 Mth	3 Mth	6 Mth	1 Yr	3 Yr	5 Yr	10 Yr	Inception
Designated Fund	0.01%	2.78%	2.82%	2.40%	4.12%	-0.48%	1.42%	3.37%
Benchmark	0.26%	2.84%	2.50%	3.28%	4.33%	-0.13%	2.09%	4.33%
Quartile	4	2	3	4	4	4	4	3

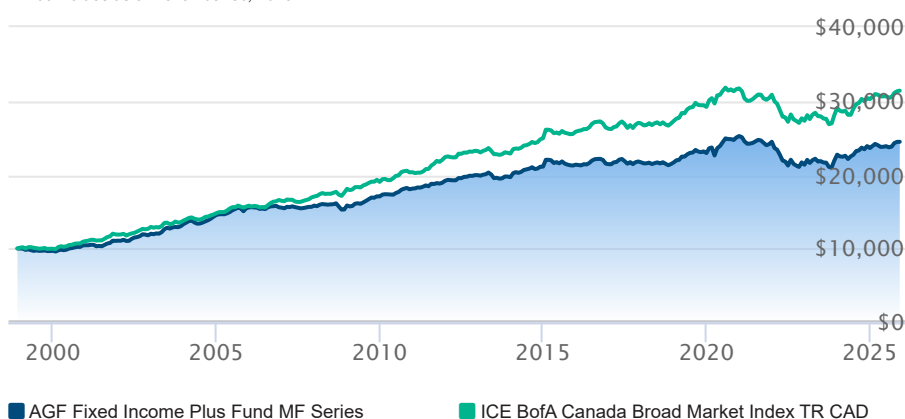
## CALENDAR RETURN

as of November 30, 2025

Period	2024	2023	2022	2021	2020	2019	2018	2017	2016
Designated Fund	3.91%	6.43%	-12.75%	-3.08%	10.07%	5.82%	-0.01%	1.15%	0.32%
Benchmark	4.10%	6.38%	-11.46%	-2.71%	8.61%	6.97%	1.29%	2.70%	1.54%
Quartile	4	3	4	4	1	4	3	4	4

## GROWTH OF \$10,000

Annual values as of November 30, 2025



The information contained on this page is related only to the designated fund or funds shown above. As part of a BMO Life Assurance Company policy, you do not purchase units in this designated fund or a legal interest in any security.

Past performance is no guarantee of future performance. All returns are historical annual compounded total rates of return and reflect changes in yield and distributions reinvested. Managed Indexed, Managed Portfolios and Market Indexed accounts credit an interest amount mirroring the net rate of return of a specified underlying investment, less a BMO Life Assurance Company daily management fee. These rates of return do not reflect the current BMO Life Assurance Company management /universal life fee which must be taken into consideration when determining the net return earned on the account.

Information contained in this document is for illustrative purposes only and is subject to change without notice. The contents of this profile are provided for informational and educational purposes and are not intended to provide investment, tax or legal advice. While every effort has been made to provide accurate and complete information, BMO Life Assurance Company and Fundata Canada will not be held liable for any inaccuracies, errors or omissions in the information provided.



Data Provided By Fundata