

VOLATILITY



Based on 3 year standard deviation


TOP HOLDINGS

as of March 31, 2025

Amazon.com Inc	6.82%
NVIDIA Corp	6.74%
Boston Scientific Corp	5.34%
Cash and Cash Equivalents	4.74%
Expand Energy Corp	4.73%
Intuitive Surgical Inc	4.37%
Howmet Aerospace Inc	4.29%
Meta Platforms Inc Cl A	4.07%
Alphabet Inc Cl A	4.06%
Eli Lilly and Co	4.06%

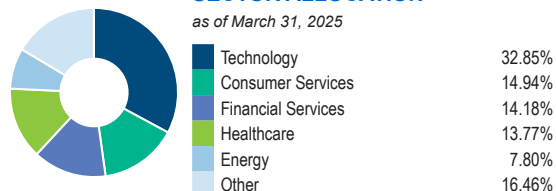
ASSET ALLOCATION

as of March 31, 2025



SECTOR ALLOCATION

as of March 31, 2025



GEOGRAPHIC ALLOCATION

as of March 31, 2025



STYLE

as of March 31, 2025

Value	Blend	Growth
		Large
		Medium
		Small

UNIVERSAL LIFE
MANAGED INDEXED ACCOUNTS

US EQUITY

AGF American Growth Class Mutual Fund Series

The information contained in this profile is related to the index indicated above. As part of a BMO Life Assurance Company policy, you do not purchase units in this index or a legal interest in any security.

OBJECTIVE

The Fund's objective is to provide long-term capital growth. It invests primarily in equity securities of established U.S. companies.

Category	U.S. Equity	Fund Manager	Start Date
Managed By	AGF Investments Inc.	Mike Archibald	11/30/2024
Inception Date	Apr 18, 1957	Auritro Kundu	11/30/2024
MER	2.64%		
Total Assets (\$ millions)	2,742.96		

COMPOUND RETURN

as of March 31, 2025

Period	1 Mth	3 Mth	6 Mth	1 Yr	3 Yr	5 Yr	10 Yr	Inception
Designated Fund	-8.99%	-7.56%	2.39%	12.10%	12.19%	19.10%	13.15%	9.34%
Benchmark	-6.04%	-4.36%	4.36%	14.85%	14.28%	18.91%	13.91%	11.98%
Quartile	4	4	2	2	2	1	1	4

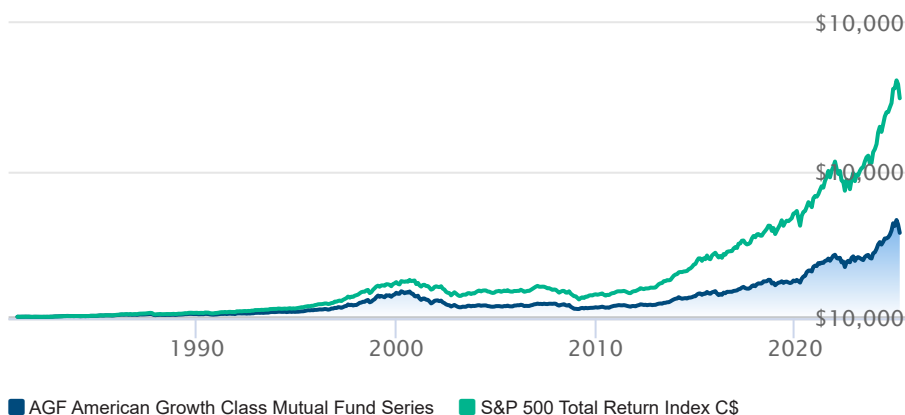
CALENDAR RETURN

as of March 31, 2025

Period	2024	2023	2022	2021	2020	2019	2018	2017	2016
Designated Fund	40.10%	14.96%	-9.68%	20.66%	42.60%	11.81%	3.17%	16.35%	1.57%
Benchmark	36.01%	23.32%	-12.52%	28.16%	16.07%	25.18%	3.98%	13.80%	8.65%
Quartile	1	4	1	3	1	4	2	2	4

GROWTH OF \$10,000

Annual values as of March 31, 2025



The information contained on this page is related only to the designated fund or funds shown above. As part of a BMO Life Assurance Company policy, you do not purchase units in this designated fund or a legal interest in any security.

Past performance is no guarantee of future performance. All returns are historical annual compounded total rates of return and reflect changes in yield and distributions reinvested. Managed Indexed, Managed Portfolios and Market Indexed accounts credit an interest amount mirroring the net rate of return of a specified underlying investment, less a BMO Life Assurance Company daily management fee. These rates of return do not reflect the current BMO Life Assurance Company management /universal life fee which must be taken into consideration when determining the net return earned on the account.

Information contained in this document is for illustrative purposes only and is subject to change without notice. The contents of this profile are provided for informational and educational purposes and are not intended to provide investment, tax or legal advice. While every effort has been made to provide accurate and complete information, BMO Life Assurance Company and Fundata Canada will not be held liable for any inaccuracies, errors or omissions in the information provided.



Data Provided By Fundata